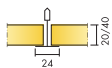


ECOPHON HYGIENE PERFORMANCE™ A

Ecophon Hygiene Performance™ A is suitable for humid areas and withstands advanced cleaning, such as steam and high/low pressure washing on a regular basis. The surface is resistant to common detergents and disinfectants.




Ecophon Hygiene Performance™ A




SYSTEM RANGE

Size, mm	600x600	600x600	1200x600	1200x600
T24	•	•	•	•
Thickness (THK)	20	40	20	40
Inst. Diagr.	M395C3, M266C4	M395C3, M266C4	M395C3, M266C4	M395C3, M266C4



Hygiene Performance A tile



Hygiene Performance A C3 section with Connect Hygiene clip 20



Hygiene Performance A system

TYPE OF APPLICATION

- Healthcare
- Clean environments
- Additional areas

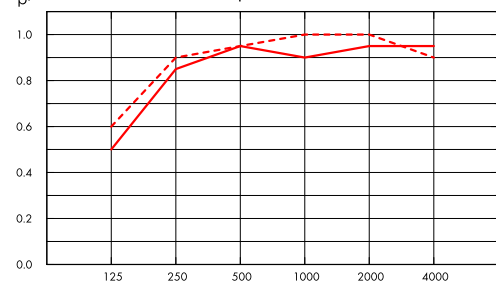


ACOUSTIC

Sound Absorption

Test results according to EN ISO 354. Classification according to EN ISO 11654.

α_p , Practical sound absorption coefficient



- Hygiene Performance A 20 mm, 200 mm o.d.s.
 - - - Hygiene Performance A 40 mm, 200 mm o.d.s.
- o.d.s = overall depth of system

THK mm	o.d.s. mm	α_p , Practical sound absorption coefficient						α_w	Sound absorption class
		125 Hz	250 Hz	500 Hz	1000 Hz	2000 Hz	4000 Hz		
20	200	0.50	0.85	0.95	0.90	0.95	0.95	A	
40	200	0.60	0.90	0.95	1.00	1.00	0.90	A	

THK mm	o.d.s. mm	NRC	SAA
20	200	0.90	0.92
40	200	0.95	0.96



INDOOR AIR QUALITY

Certificate / Label	
Eurofins Indoor Air Comfort®	IAC Gold
French VOC	A+





CRADLE TO CRADLE CERTIFIED®

This product is Cradle to Cradle Certified® at Bronze level (version 4.0).



MATERIAL HEALTH

This product has received a C2C Certified Material Health Certificate™ at the Silver level (standard version 4.0). The C2C Certified Material Health Certificate™ is a verification of the health and safety of a product's composition using the Material Health requirements of the Cradle-to-Cradle Certified Product Standard.



CARBON FOOTPRINT

Life-cycle stages A1 to C4 from EPD, in conformity with ISO 14025 / EN 15804

	kg CO ₂ equiv/m ²
Hygiene Performance A 20 mm	2,56
Hygiene Performance A 40 mm	4,22



CIRCULARITY

Minimum post-consumer recycled content	47%
Recyclability	Fully recyclable



FIRE SAFETY

The glass wool core of the tiles is tested and classified as non-combustible according to EN ISO 1182.

Country	Fire standard	Class
Europe	EN 13501-1	A2-s1,d0



HUMIDITY RESISTANCE

Class D, relative humidity 97% and 50°C, according to EN 13964:2014



VISUAL APPEARANCE

White 500, nearest NCS colour sample S 0500-N, 84% light reflectance.



CLEANABILITY

Standard/Method	Frequency
Dusting	Daily
Wet wiping	Weekly
Steam cleaning	4/year
Low pressure cleaning	2/year
High pressure cleaning	2/year
Hydrogen peroxide vapor	•
UV-C, BIFMA HCF 8.1-2019	•



SURFACE ENDURANCE

Product tested according to ISO 11998, and withstand 200 cycles.



CHEMICAL RESISTANCE/DISINFECTION

Tested according to ISO 11998 and withstands the following chemicals or disinfectants.

Chemical	Active Substance	Concentration
Actichlor plus	NaDCC (Sodium Dichloroisocyanurate)	1%
LifeClean	Chlorine dioxide	Undiluted
Etanol	Etanol	70%
Chlorine	Sodium Hypochlorite solution	2,5%
Virkon S	Dipotassium peroxodisulphate; Sulphamic acid	1%
Isopropanol	Isopropyl Alcohol	70%
Oxivir Excel	Hydrogen peroxide	0,5%
Sumabac D10	Quaternary ammonium compound, Sodium carbonate	1%
Suredis VT1	n-(3-aminopropyl)-n-dodecylpropan-1,3-diamin	1%
Enduro Chlor VE5	Potassium hydroxide	1,5%
Acipusfoam VF59	Nitric Acid	5%



MOULD AND BACTERIAL RESISTANCE

Standard/Method	Class
ISO 846 :2019 method C (for bacterium)	0 (No growth under the microscope)
ASTM D3273-16 (for fungi)	10 (0% growth on the surface)



CLEAN ROOM

	Standard/Method	Class
ISO 14644	Particle cleanliness class	ISO 4
NF S 90-351	Microbiological class	M1/area 4
NF S 90-351	Particle elimination kinetics	CP(0,5) 5



ACCESSIBILITY

The tiles are demountable. Minimum demounting depth according to installation diagram. The tiles are secured using clips to allow for effective cleaning. The clips are easily removable from above the ceiling. An easy-to-open Connect Inspection hatch is available to simplify access to the ceiling void.



INSTALLATION

Installed according to installation diagrams, installation guides and drawing aid. Cut panels must be sealed with Connect Edge sealant. Penetrations must be sealed with a suitable sealant.



PACKAGING INFORMATION

Information is indicative and subject to change.

	Edge	Panels / crt	m ² / crt
600x600x20	A	28	10.08
1200x600x20	A	14	10.08
625x625x20	A	28	10.94
1250x625x20	A	14	10.94



SYSTEM WEIGHT

Weight information is indicative and subject to variation.

	kg/m ²
Hygiene Performance A 20 mm	1,6
Hygiene Performance A 20 mm + Connect grid system	2,6
Hygiene Performance A 40 mm	2,6
Hygiene Performance A 40 mm + Connect grid system	3,6



MECHANICAL PROPERTIES

See table about Max live load and Min load bearing capacity and Functional demands, Mechanical properties at www.ecophon.com.



CE

Ecophon ceiling systems are CE marked according to the European harmonized standard EN13964:2014. CE marked construction products are covered by a Declaration of Performance (DOP) which enables customers and users to easily compare performance of products available on the European market.

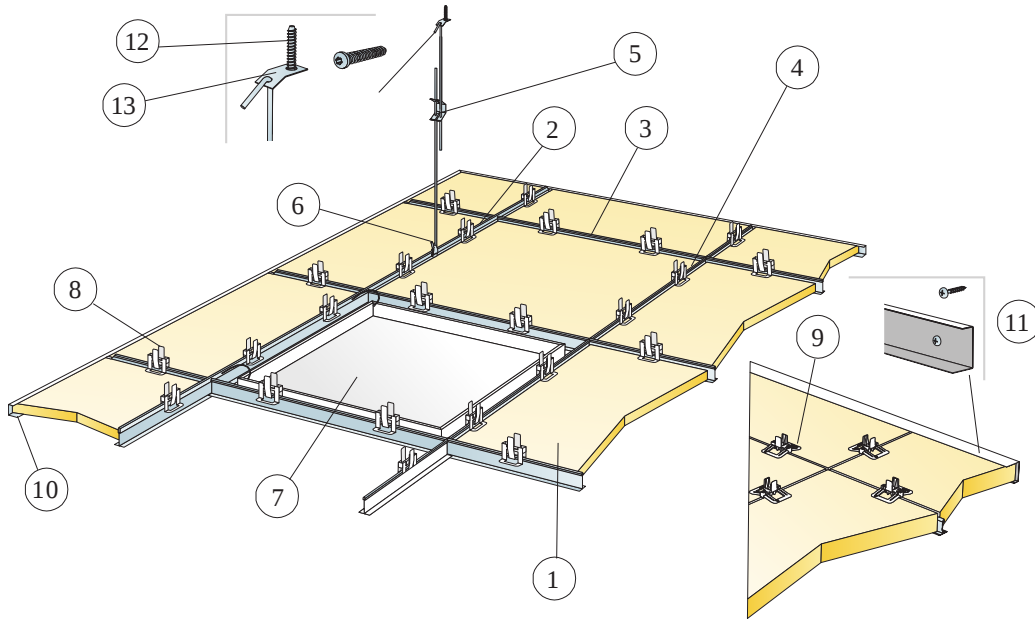
COLOURS AND DESIGN

Akutex™ HS



White 0500

Suspended ceiling

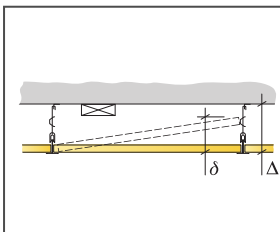


© Saint-Gobain Ecophon AB

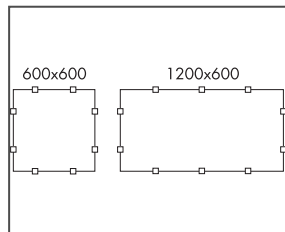
Installation diagram (M395) for Ecophon Hygiene Performance™ A C3

Quantity specification (excl. wastage)

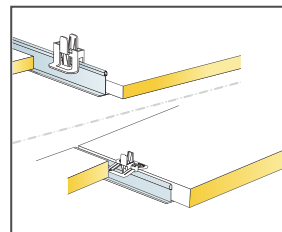
	Size, mm	
	600x600	1200x600
1 Hygiene Performance A	2,8/m ²	1,4/m ²
2 Connect T24 Main Runner C3, installed at 1200 mm centres	0,9m/m ²	0,9m/m ²
3 Connect T24 Cross Tee C3, L=600 mm	0,9m/m ²	-
4 Connect T24 Cross Tee C3, L=1200 mm, installed at 600 mm centres	1,7m/m ²	1,7m/m ²
5 Connect Adjustable Hanger C3, c1200 (max distance from wall 600 mm)	0,7/m ²	0,7/m ²
6 Connect Hanger Clip (not to be used in swimming hall environments)	0,7/m ²	0,7/m ²
7 Connect Inspection Hatch C3	as required	as required
8 Connect Hygiene Clip 20	11/m ²	7/m ²
9 Connect Hygiene Clip 40	11/m ²	7/m ²
10 Connect Channel Trim C3, fixed c300 (for 20 mm thickness)	as required	as required
11 Connect Channel Trim C3, fixed c300 (for 40 mm thickness)	as required	as required
12 Connect Anchor Screw C4	0,7/m ²	0,7/m ²
13 Connect Fixing Plate C4	0,7/m ²	0,7/m ²
Δ Min. overall depth of system: 150 mm		
δ Min. demounting depth 20 mm: 150 mm		
δ Min. demounting depth 40 mm: 170 mm		



See Quantity Specification



Arrangement of clips

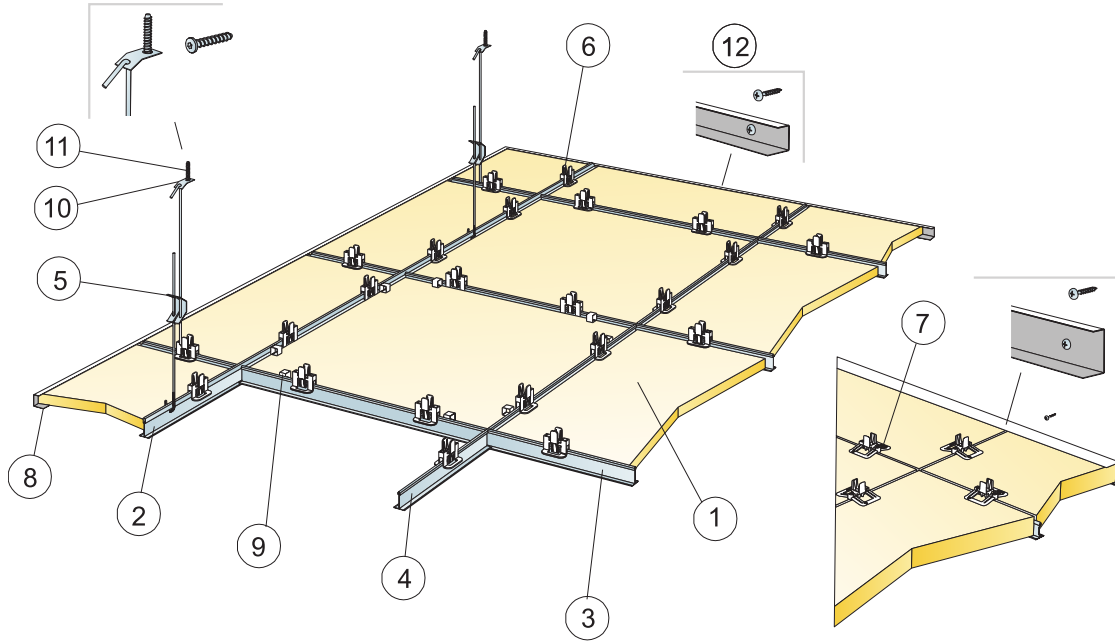


Clip for keeping tiles in place for 40 mm tiles

Size, mm	Max live load (N)	Min load bearing capacity (N)
600x600x20	50	160
600x600x40	50	150
1200x600x20	50	160
1200x600x40	50	160

Live load/load bearing capacity

Suspended ceiling

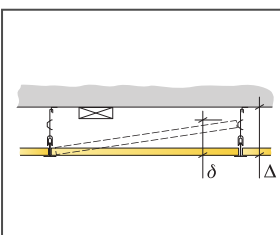


© Saint-Gobain Ecophon AB

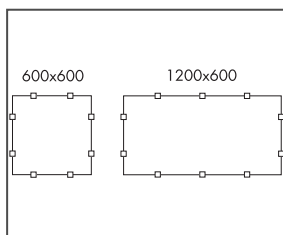
Installation diagram (M266C4) for Ecophon Hygiene Performance™ A C4

Quantity specification (excl. wastage)

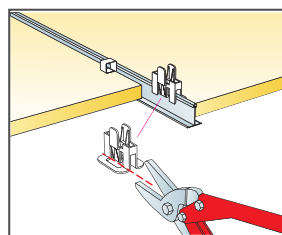
	Size, mm	
	600x600	1200x600
1 Hygiene Performance A	2,8/m ²	1,4/m ²
2 Connect T24 Main Runner C4, c1200	0,9m/m ²	0,9m/m ²
3 Connect T24 Cross Tee C4, L=1200, c600	1,7m/m ²	1,7m/m ²
4 Connect T24 Cross Tee C4, L=600	0,9m/m ²	-
5 Connect Adjustable Hanger C4, c1200, (max 600 mm distance from wall)	0,7/m ²	0,7/m ²
6 Connect Hygiene Clip 20	11/m ²	7/m ²
7 Connect Hygiene Clip 40 C4	11/m ²	7/m ²
8 Connect Channel Trim C4, fixed at c300 mm	as required	as required
9 Connect Demo Clip 20 C4, (where access is needed)	as required	as required
10 Connect Fixing Plate C4	0,7/m ²	0,7/m ²
11 Connect Anchor Screw C4	0,7/m ²	0,7/m ²
12 Connect Installation Screw C4	3,4/lm Angle trim C4	
Δ Min. overall depth of system: 150 mm		
δ Min. demounting depth: 150 mm		
δ Min. demounting depth 40 mm: 170 mm		



See Quantity Specification



Arrangement of clips



Cutting of Connect Hygiene Clip 20 at the inspection tile

Size, mm	Max live load (N)	Min load bearing capacity (N)
600x600x20	50	160
600x600x40	50	160
1200x600x20	50	160
1200x600x40	50	160

Live load/load bearing capacity